

CAPAROC E1 12-24DC/10A - Electronic circuit breaker



1157284

<https://www.phoenixcontact.com/us/products/1157284>

Please be informed that the data shown in this PDF document is generated from our Online Catalog. Please find the complete data in the user documentation. Our General Terms of Use for Downloads are valid.



1-channel electronic circuit breaker module for protecting 12 and 24 V DC loads against overload and short circuit. With fixed nominal current. For DIN rail installation via the CAPAROC current rails.

Your advantages

- The benchmark that you can tailor with channel-precise design with integrated potential distribution
- Easy operation for everyone through tool-free assembly, uninterrupted installation, and transparent operating state
- Exceptionally easy design-in with the narrowest of space requirements and four protected outputs

Commercial Data

Item number	1157284
Packing unit	1 pc
Minimum order quantity	1 pc
Sales Key	CL11
Product Key	CLA232
GTIN	4063151161149
Weight per Piece (including packing)	94.5 g
Weight per Piece (excluding packing)	94 g
Customs tariff number	85363010
Country of origin	DE

CAPAROC E1 12-24DC/10A - Electronic circuit breaker



1157284

<https://www.phoenixcontact.com/us/products/1157284>

Technical Data

Notes

General

Note	LABS release – in accordance with test specification VW PV 3. 10.7:2005-0
------	---

Product properties

Product type	Device circuit breakers
Product family	CAPAROC
Number of positions	1
No. of channels	1
Number of slots	1

Insulation characteristics

Protection class	III
Pollution degree	2

Electrical properties

No. of channels	1
-----------------	---

General

Operating voltage	10 V DC ... 30 V DC
Rated voltage	12 V DC 24 V DC
Rated current I_N	10 A DC
Rated current (pre-adjusted)	10 A
Rated surge voltage	0.5 kV
Tripping method	E (electronic)
Required backup fuse	Only required if I_{max} of the power supply > the short-circuit switching capacity. Integrated failsafe element.
Short-circuit switching capacity	300 A
Dielectric strength	35 V DC (Load circuit)
Fuse	electronic
Efficiency	> 99 %
Closed circuit current I_0	typ. 8.5 mA (no load at 24 V)
Power dissipation	typ. 0.2 W (no load at 24 V) < 1.6 W (in nominal operation at 24 V and 10 A)
Measuring tolerance I	± 15 % (typ.)
Temperature derating	10 A (Total current at 40°C) 7 A (Total current at 65 °C)
MTBF (IEC 61709, SN 29500)	18685596 h (at 25 °C with 21 % load) 7871572 h (at 40°C with 34.25% load) 1102033 h (at 40°C with 100% load)

CAPAROC E1 12-24DC/10A - Electronic circuit breaker



1157284

<https://www.phoenixcontact.com/us/products/1157284>

Voltage drop	0.14 V (at 10 A)
Fail-safe element	15 A DC (per output channel)

Load circuit

Shutdown time	4 s (with overload 1.1...1.5 x I _N)
	1 s (with overload 1.5...2.0 x I _N)
	0.1 s (with overload 2.0...3.0 x I _N)
	typ. 10 ms (For short circuit > 3.0 x I _N)
Undervoltage switch-off	≤ 8.5 V DC (active)
	≥ 9.2 V DC (inactive)
Overvoltage switch-off	≥ 32.5 V DC (active)
	≤ 30.5 V DC (inactive)
Max. capacitive load	≤ 20000 μF (Depending on the current setting and the short-circuit current available)

Connection data

Fuse-protected output

Connection method	Push-in connection
Stripping length	10 mm
Conductor cross section flexible	0.2 mm ² ... 4 mm ²
Conductor cross section rigid	0.2 mm ² ... 4 mm ²
Conductor cross section AWG	24 ... 12
Conductor cross section, flexible, with ferrule, with plastic sleeve	0.25 mm ² ... 4 mm ²
Conductor cross section flexible, with ferrule without plastic sleeve	0.25 mm ² ... 4 mm ²

Signaling

Channel LED off	off (Channel switched off)
Channel LED yellow	lit (Channel switched on, channel load > 80%)
	flashing (Programming mode active)
	two flashes (Check the installation, no communication to power module)
Channel LED green	lit (Channel switched on)
Channel LED red	lit (Channel switched off, over- or undervoltage active)
	ON temporarily (Channel switched off, 5 s cool-down phase, overload or short-circuit release)
	flashing (Channel switched off, ready to be switched back on, overload or short-circuit release)

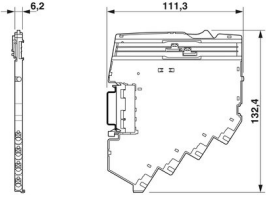
Dimensions

CAPAROC E1 12-24DC/10A - Electronic circuit breaker



1157284

<https://www.phoenixcontact.com/us/products/1157284>

Dimensional drawing	
Width	6.2 mm
Height	132.4 mm
Depth	111.3 mm (incl. DIN rail 7.5 mm)

Material specifications

Color	light grey RAL 7035
Material	PA 6
	PA 6
	PA 6
	PC
Flammability rating according to UL 94	V-0

Environmental and real-life conditions

Ambient conditions

Degree of protection	IP20
Ambient temperature (operation)	-30 °C ... 65 °C (The temperature range of the power module must be taken into consideration)
Ambient temperature (storage/transport)	-40 °C ... 70 °C
Altitude	≤ 4000 m (amsl (above mean sea level))
Humidity test	96 h, 95 % RH, 40 °C
Shock (operation)	30g (11 ms period, half-sine shock pulse, according to IEC 60068-2-27)
	25g (6 ms duration, half-sine shock pulse in accordance with IEC 60068-2-27, continuous shock)
	15g (6 ms duration, half-sine shock pulse in accordance with IEC 60068-2-27, continuous shock. If more than six CAPAROC E1 modules are used in the system.)
Vibration (operation)	5g (10 ... 150 Hz / 10 cycles / axis / X, Y, Z)

Approvals

UL approval

Identification	UL/C-UL Listed UL 508
	UL Recognized UL 2367
	UL 121201 Class I, Division 2, Groups A, B, C, D, T4A

Standards and regulations

Standards/specifications	EN 61000-6-2
Standards/specifications	EN 61000-6-3

CAPAROC E1 12-24DC/10A - Electronic circuit breaker



1157284

<https://www.phoenixcontact.com/us/products/1157284>

Standards/specifications	EN 60068-2-78
Standards/specifications	EN 50178
Standards/specifications	EN 60068-2-6
Standards/specifications	EN 60068-2-27

Mounting

Mounting type	pluggable onto CAPAROC CR... current rail
---------------	---

CAPAROC E1 12-24DC/10A - Electronic circuit breaker

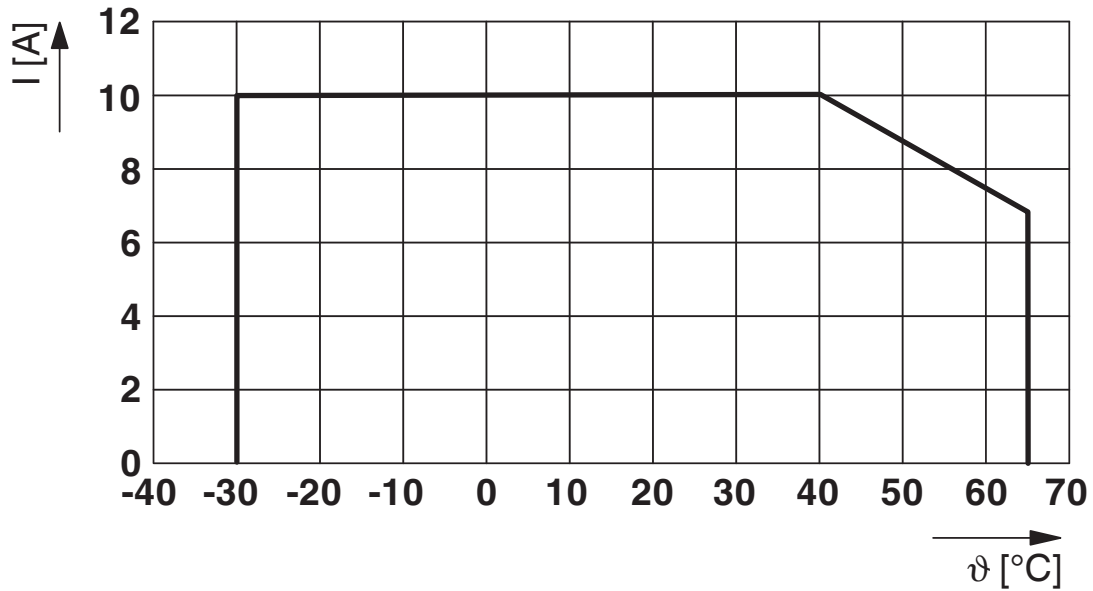


1157284

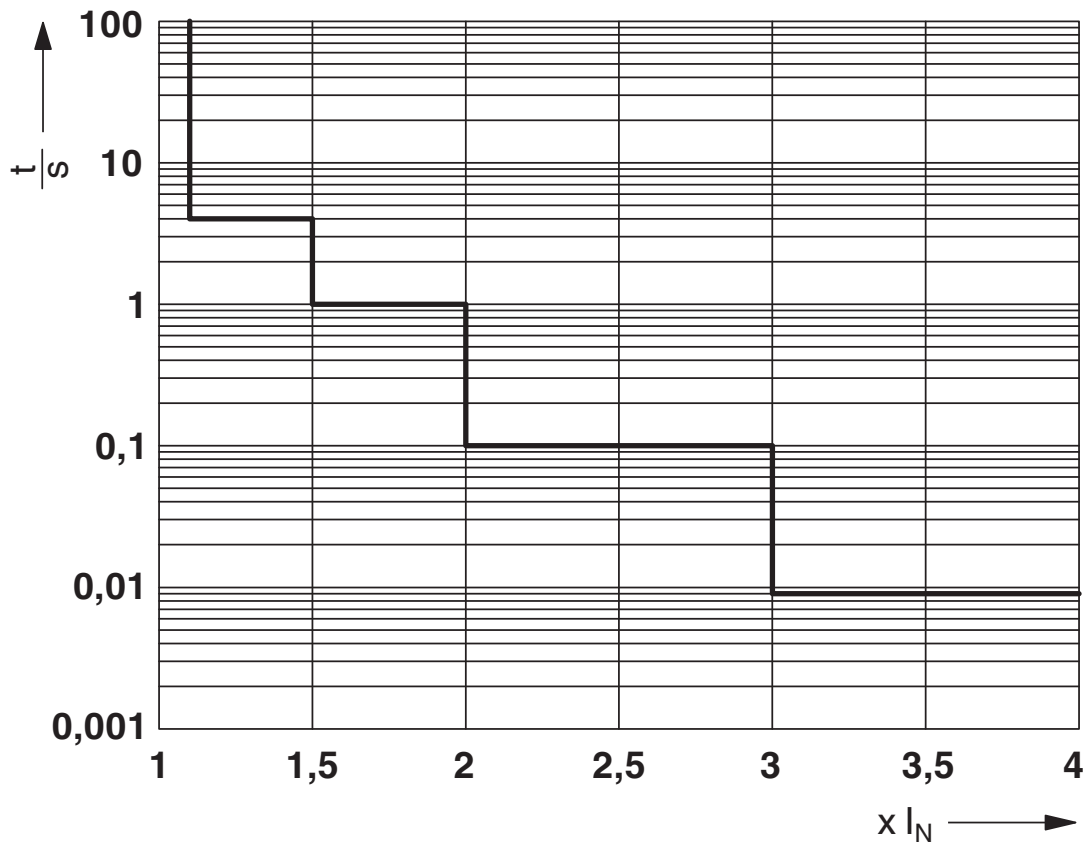
<https://www.phoenixcontact.com/us/products/1157284>

Drawings

Diagram



Diagram



Trigger characteristic

CAPAROC E1 12-24DC/10A - Electronic circuit breaker

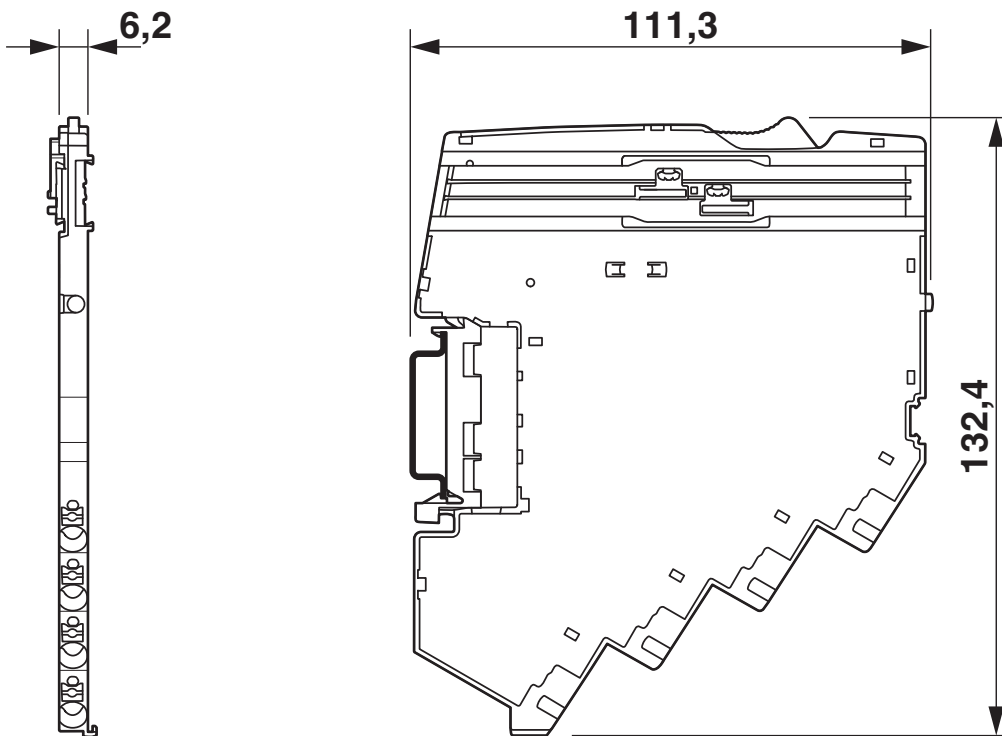
1157284

<https://www.phoenixcontact.com/us/products/1157284>

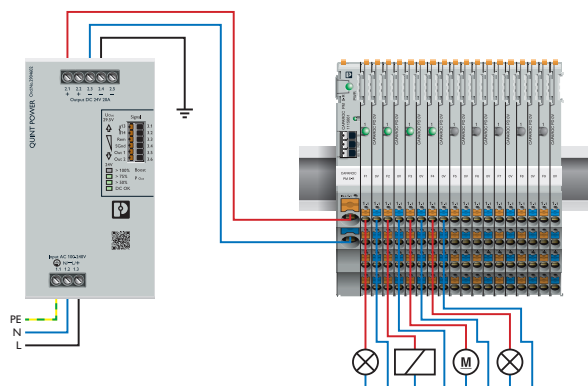
Product drawing



Dimensional drawing



Application drawing



CAPAROC E1 12-24DC/10A - Electronic circuit breaker



1157284

<https://www.phoenixcontact.com/us/products/1157284>

Approvals



UL Recognized

Approval ID: FILE E 317172



UL Listed

Approval ID: FILE E 123528



cUL Listed

Approval ID: FILE E 123528



UL Recognized

Approval ID: FILE E 324415



cUL Listed

Approval ID: FILE E 483407



UL Listed

Approval ID: FILE E 483407

CAPAROC E1 12-24DC/10A - Electronic circuit breaker



1157284

<https://www.phoenixcontact.com/us/products/1157284>

Classifications

ECLASS

ECLASS-11.0	27140401
ECLASS-12.0	27140401
ECLASS-13.0	27140401

ETIM

ETIM 8.0	EC003538
----------	----------

UNSPSC

UNSPSC 21.0	39121400
-------------	----------

CAPAROC E1 12-24DC/10A - Electronic circuit breaker



1157284

<https://www.phoenixcontact.com/us/products/1157284>

Environmental Product Compliance

REACH SVHC

Lead 7439-92-1

CAPAROC E1 12-24DC/10A - Electronic circuit breaker



1157284

<https://www.phoenixcontact.com/us/products/1157284>

Mandatory Accessories

CAPAROC CR 20 - Busbar

1110989

<https://www.phoenixcontact.com/us/products/1110989>

Busbar for CAPAROC system with 20 slots. For installation on a DIN rail.



CAPAROC CR 8 - Busbar

1115672

<https://www.phoenixcontact.com/us/products/1115672>

Busbar for the CAPAROC system with 8 slots. For installation on a DIN rail.



CAPAROC E1 12-24DC/10A - Electronic circuit breaker

1157284

<https://www.phoenixcontact.com/us/products/1157284>

CAPAROC PM S-R - Power module

1115661

<https://www.phoenixcontact.com/us/products/1115661>



Power module with status output and reset input for supplying the CAPAROC circuit breaker system with 12 or 24 V DC. For DIN rail installation via the CAPAROC current rails.

CAPAROC PM PN - Power module

1110986

<https://www.phoenixcontact.com/us/products/1110986>



Power module with PROFINET interface for supplying the CAPAROC circuit breaker system with 12 or 24 V DC. Additional system interface for communication with the power supply. For DIN rail installation via the CAPAROC current rails.

Accessories

CAPAROC E1 12-24DC/10A - Electronic circuit breaker



1157284

<https://www.phoenixcontact.com/us/products/1157284>

CAPAROC PD 0V - Potential distributors

1110987

<https://www.phoenixcontact.com/us/products/1110987>



Potential distributor with Push-in connections for directly connecting the 0 V return conductor in the CAPAROC system. For DIN rail installation via the CAPAROC current rails.

UC-TMF 6 - Marker for terminal blocks

0818140

<https://www.phoenixcontact.com/us/products/0818140>



Marker for terminal blocks, Sheet, white, unlabeled, can be labeled with: BLUEMARK ID COLOR, BLUEMARK ID, BLUEMARK CLED, PLOTMARK, CMS-P1-PLOTTER, mounting type: snapped, for terminal block width: 6.2 mm, lettering field size: 5.6 x 5.1 mm, Number of individual labels: 80

CAPAROC E1 12-24DC/10A - Electronic circuit breaker



1157284

<https://www.phoenixcontact.com/us/products/1157284>

UC-TM 6 - Marker for terminal blocks

0818085

<https://www.phoenixcontact.com/us/products/0818085>



Marker for terminal blocks, Sheet, white, unlabeled, can be labeled with: BLUEMARK ID COLOR, BLUEMARK ID, BLUEMARK CLED, PLOTMARK, CMS-P1-PLOTTER, mounting type: snapped, for terminal block width: 6.2 mm, lettering field size: 5.6 x 10.5 mm, Number of individual labels: 80

UCT-TM 6 - Marker for terminal blocks

0828736

<https://www.phoenixcontact.com/us/products/0828736>



Marker for terminal blocks, Sheet, white, unlabeled, can be labeled with: TOPMARK NEO, TOPMARK LASER, BLUEMARK ID COLOR, BLUEMARK ID, BLUEMARK CLED, THERMOMARK PRIME, THERMOMARK CARD 2.0, THERMOMARK CARD, mounting type: snapped, for terminal block width: 6.2 mm, lettering field size: 5.6 x 10.5 mm, Number of individual labels: 60

CAPAROC E1 12-24DC/10A - Electronic circuit breaker



1157284

<https://www.phoenixcontact.com/us/products/1157284>

UCT-TMF 6 - Marker for terminal blocks

0828746

<https://www.phoenixcontact.com/us/products/0828746>



Marker for terminal blocks, Sheet, white, unlabeled, can be labeled with: TOPMARK NEO, TOPMARK LASER, BLUEMARK ID COLOR, BLUEMARK ID, BLUEMARK CLED, THERMOMARK PRIME, THERMOMARK CARD 2.0, THERMOMARK CARD, mounting type: snapped, for terminal block width: 6.2 mm, lettering field size: 5.4 x 4.7 mm, Number of individual labels: 60

CAPAROC CR EXT20 - Busbar

1115674

<https://www.phoenixcontact.com/us/products/1115674>



Extension busbar with 20 slots for the CAPAROC system. For installation on a DIN rail.

CAPAROC E1 12-24DC/10A - Electronic circuit breaker



1157284

<https://www.phoenixcontact.com/us/products/1157284>

CAPAROC CR EXT8 - Busbar

1110990

<https://www.phoenixcontact.com/us/products/1110990>



Extension busbar with 8 slots for CAPAROC system. For installation on a DIN rail.

CAPAROC CR EXT4 - Busbar

1110991

<https://www.phoenixcontact.com/us/products/1110991>



Extension busbar with 4 slots for the CAPAROC system. For installation on a DIN rail.

CAPAROC E1 12-24DC/10A - Electronic circuit breaker



1157284

<https://www.phoenixcontact.com/us/products/1157284>

CAPAROC CR CON - Metal part

1270955

<https://www.phoenixcontact.com/us/products/1270955>



Metal extension rails from connecting CAPAROC initial busbars.

Phoenix Contact 2023 © - all rights reserved

<https://www.phoenixcontact.com>

Phoenix Contact USA
586 Fulling Mill Road
Middletown, PA 17057, United States
(+717) 944-1300
info@phoenixcon.com